


## Introductory sub-table (I)(a)

|  |  |  |   |
|--|--|--|---|
| Name of the Company : NATIONAL STANDARD (INDIA) LTD.   |  |  |   |
| Scrip Code : BSE : 504882  |  |  |   |
| Name of the scrip :  |  |  |   |
| Class of security : EQUITY   |  |  |   |
| Quarter ended : 31.12.2014   |  |  |   |
| <b>Partly paid-up shares:-</b>   |  |  |   |
|  | <b>No. of partly paid-up shares</b>                      | <b>As a % of total no. of partly paid-up shares</b>              | <b>As a % of total no. of shares of the company</b>   |
| Held by promoter/promoter group  | 0  | 0.00   | 0.00  |
| Held by public   | 0  | 0.00   | 0.00  |
| <b>Total - D</b>   |  | <b>0.00</b>  | <b>0.00</b>   |
| <b>Outstanding convertible securities:-</b>  |  |  |   |
|  | <b>No. of outstanding securities</b>                     | <b>As a % of total no. of outstanding convertible securities</b> | <b>As a % of total no. of shares of the company, assuming full conversion of the convertible securities</b> |
| Held by promoter/promoter group  | 0  | 0.00   | 0.00  |
| Held by public   | 0  | 0.00   | 0.00  |
| <b>Total - E</b>   | <b>0</b>   | <b>0.00</b>  | <b>0.00</b>   |
| <b>z</b>   |  |  |   |
|  | <b>No. of warrants</b>                                   | <b>As a % of total no. of warrants</b>                           | <b>As a % of total no. of shares of the company, assuming full conversion of warrants</b>                   |
| Held by promoter/promoter group  | 0  | 0.00   | 0.00  |
| Held by public   | 0  | 0.00   | 0.00  |
| <b>Total - F</b>   | <b>0</b>   | <b>0.00</b>  | <b>0.00</b>   |
| <b>Total paid-up capital of the company, assuming full conversion of warrants and convertible securities</b> | <b>Rs. 200000000/- (20000000 shares of Rs.10/- each)</b> |  |   |

CG MANAGEMENT SERVICES PVT. LTD.  
  
 Registrars

**Statement Showing Shareholding Pattern**

| Category code | Category of Shareholder   | Number of Shareholders | Table (I)(a)           |  |  |                            | Shares Pledged or otherwise encumbered |                 |
|---------------|---|------------------------|------------------------|--|--|----------------------------|--|-----------------|
|               |   |                        | Total number of shares | Number of shares held in dematerialized form | Total shareholding as a percentage of total number of shares |                            | Number of shares                       | As a percentage |
|               |   |                        |                        |  | As a percentage of (A+B) <sup>1</sup>                        | As a percentage of (A+B+C) |  |                 |
| (i)           | (ii)  | (iii)                  | (iv)                   | (v)  | (vi)   | (vii)                      | (viii) = (viii)/(iv)*100               |                 |
| (A)           | Shareholding of Promoter and Promoter Group <sup>2</sup>                    |                        |                        |  |  |                            |  |                 |
| Quarter       | Indian  |                        |                        |  |  |                            | N.A                                    | N.A             |
| (a)           | Individuals/ Hindu Undivided Family   |                        |                        |  |  |                            |  |                 |
| (b)           | Central Government/ State Government(s)                                     |                        |                        |  |  |                            |  |                 |
| (c)           | Bodies Corporate  | 1                      | 14788099               |  | 73.94  | 73.94                      | NIL                                    | NIL             |
| (d)           | Financial Institutions/ Banks   |                        |                        |  |  |                            |  |                 |
| (e)           | Any Others(Specify)   |                        |                        |  |  |                            |  |                 |
| (e-i)         |   |                        |                        |  |  |                            |  |                 |
| (e-ii)        |   |                        |                        |  |  |                            |  |                 |
|               | <b>Sub Total(A)(1)</b>  | <b>1</b>               | <b>14788099</b>        | <b>0</b>                                     | <b>73.94</b>   | <b>73.94</b>               | <b>0</b>                               | <b>0.00</b>     |
| 2             | Foreign   |                        |                        |  |  |                            |  |                 |
| a             | Individuals (Non-Residents Individuals/ Foreign Individuals)                |                        |                        |  | 0.00   | 0.00                       |  |                 |
| b             | Bodies Corporate  |                        |                        |  |  |                            |  |                 |
| c             | Institutions  |                        |                        |  | 0.00   | 0.00                       |  |                 |
| d             | Qualified Foreign Investor  |                        |                        |  |  |                            |  |                 |
| e             | Any Others(Specify)   |                        |                        |  |  |                            |  |                 |
| (e-i)         |   |                        |                        |  | 0.00   | 0.00                       |  |                 |
| (e-ii)        |   |                        |                        |  | 0.00   | 0.00                       |  |                 |
|               | <b>Sub Total(A)(2)</b>  | <b>0</b>               | <b>0</b>               | <b>0</b>                                     | <b>0.00</b>  | <b>0.00</b>                | <b>0</b>                               | <b>0.00</b>     |
|               | <b>Total Shareholding of Promoter and Promoter Group (A)= (A)(1)+(A)(2)</b> | <b>1</b>               | <b>14788099</b>        | <b>0</b>                                     | <b>73.94</b>   | <b>73.94</b>               | <b>0</b>                               | <b>0.00</b>     |
| (B)           | Public shareholding   |                        |                        |  |  |                            | N.A                                    | N.A             |
| 1             | Institutions  |                        |                        |  |  |                            |  |                 |
| (a)           | Mutual Funds/ UTI   |                        |                        |  |  |                            |  |                 |
| (b)           | Financial Institutions/ Banks   | 2                      | 90                     |  | 0.00   | 0.00                       |  |                 |
| (c)           | Central Government/ State Government(s)                                     |                        |                        |  |  |                            |  |                 |
| (d)           | Venture Capital Funds   |                        |                        |  |  |                            |  |                 |
| (e)           | Insurance Companies   |                        |                        |  |  |                            |  |                 |
| (f)           | Foreign Institutional Investors   |                        |                        |  |  |                            |  |                 |
| (g)           | Foreign Venture Capital Investors   |                        |                        |  |  |                            |  |                 |
| (h)           | Qualified Foreign Investor  |                        |                        |  |  |                            |  |                 |
| (i)           | Any Other (specify)   |                        |                        |  |  |                            |  |                 |
| (i-i)         |   |                        |                        |  |  |                            |  |                 |
| (i-ii)        |   |                        |                        |  |  |                            |  |                 |
|               | <b>Sub-Total (B)(1)</b>   | <b>2</b>               | <b>90</b>              | <b>0</b>                                     | <b>0.00</b>  | <b>0.00</b>                | <b>0</b>                               | <b>0.00</b>     |

SB MANAGEMENT SERVICES PVT. LTD.

*[Signature]*  
Registrar

|            |   |             |                 |           |               |               |            |             |
|------------|---|-------------|-----------------|-----------|---------------|---------------|------------|-------------|
| <b>B 2</b> | <b>Non-institutions</b>   |             |                 |           |               |               | <b>N.A</b> | <b>N.A</b>  |
| (a)        | Bodies Corporate  | 25          | 998996          | 0         | 5.00          | 5.00          |            |             |
| (b)        | Individuals   |             |                 |           |               |               |            |             |
| I          | Individuals -i. Individual shareholders holding nominal share capital up to Rs 1 lakh | 985         | 67797           | 91        | 0.34          | 0.34          |            |             |
| II         | ii. Individual shareholders holding nominal share capital in excess of Rs. 1 lakh.    | 15          | 4144754         | 0         | 20.72         | 20.72         |            |             |
| (c)        | Qualified Foreign Investor  |             |                 |           |               |               |            |             |
| (d)        | Any Other (specify)   |             |                 |           |               |               |            |             |
| (d-i)      | NRI   | 2           | 232             | 0         | 0.00          | 0.00          |            |             |
| (d-ii)     | Foreign National  | 1           | 32              | 0         | 0.00          | 0.00          |            |             |
| (d-iii)    | Trust   | 0           | 0               | 0         | 0.00          | 0.00          |            |             |
| (d-iv)     | Clearing Member   | 0           | 0               | 0         | 0.00          | 0.00          |            |             |
|            |   |             |                 |           |               |               |            |             |
|            | <b>Sub-Total (B)(2)</b>   | <b>1028</b> | <b>5211811</b>  | <b>91</b> | <b>26.06</b>  | <b>26.06</b>  | <b>0</b>   | <b>0.00</b> |
| (B)        | <b>Total Public Shareholding (B)= (B)(1)+(B)(2)</b>                                   | <b>1030</b> | <b>5211901</b>  | <b>91</b> | <b>26.06</b>  | <b>26.06</b>  | <b>0</b>   | <b>0.00</b> |
|            | <b>TOTAL (A)+(B)</b>  | <b>1031</b> | <b>20000000</b> | <b>91</b> | <b>100.00</b> | <b>100.00</b> | <b>0</b>   | <b>0.00</b> |
| (C)        | Shares held by Custodians and against which Depository Receipts have been issued      |             |                 |           |               |               |            |             |
| 1          | Promoter and Promoter Group   |             |                 |           |               |               |            |             |
| 2          | Public  |             |                 |           |               |               |            |             |
|            | <b>Sub-Total ( C )</b>  | <b>0</b>    | <b>0</b>        | <b>0</b>  | <b>0.00</b>   | <b>0.00</b>   | <b>0</b>   | <b>0.00</b> |
|            |   |             |                 |           |               |               |            | <b>0.00</b> |
|            | <b>GRAND TOTAL ( A )+( B )+( C )</b>  | <b>1031</b> | <b>20000000</b> | <b>91</b> | <b>100.00</b> | <b>100.00</b> | <b>0</b>   | <b>0.00</b> |

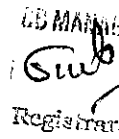
CO MANAGEMENT SERVICES P. LTD.

Registrars

(I)(b) Statement showing holding of securities (including shares, warrants, convertible securities) of persons belonging to the category "Promoter and Promoter Group"


| Sr. No.                                  | Name of the shareholder                    | Details of Shares held |                                   | Encumbered shares (*) |                     |  | Details of warrants     |   | Details of convertible securities     |   | Total shares (including underlying shares assuming full conversion of warrants and convertible securities) as a % of diluted share capital |
|--|--|------------------------|-----------------------------------|-----------------------|---------------------|--|-------------------------|---|---------------------------------------|---|--|
|  |  | Number of shares held  | As a % of grand total (A)+(B)+(C) | No.                   | As a percentage     | As a % of grand total (A)+(B)+(C) of sub-clause (I)(a) | Number of warrants held | As a % total number of warrants of the same class | Number of convertible securities held | As a % total number of convertible securities of the same class |  |
| (i)                                      | (ii)                                       | (iii)                  | (iv)                              | (v)                   | (vi)=(iv)/(iii)*100 | (vii)  | (viii)                  | (ix)  | (x)                                   | (xi)  | (xii)  |
| 1  | ANANTNATH CONSTRUCTIONS AND FARMS PVT.LTD. | 14788099               | 73.94                             | 0                     | 0.00                | 0.00   | 0                       | 0.00  | 0                                     | 0.00  | 73.94  |
| TOTAL                                    |  | 14788099               | 73.94                             | 0                     | 0.00                | 0.00   | 0                       | 0.00  | 0                                     | 0.00  | 73.94  |
| Note : (*) - More than one folio clubbed |  |                        |                                   |                       |                     |  |                         |   |                                       |   |  |

(\*) The term "encumbrance" has the same meaning as assigned to it in regulation 28(3) of the SAST Regulations, 2011

  
 SUB REGISTRARS  
 CB MANAGEMENT SERVICES PVT.LTD.

(D)(c)(i) Statement showing holding of securities (including shares, warrants, convertible securities) of persons belonging to the category "Public" and holding more than 1% of the total number of shares

| Sr. No.                                  | Name of the shareholder   | Number of shares held | Shares as a percentage of total number of shares (i.e., Grand Total (A)+(B)+(C) indicated in Statement at para (I)(a) above) | Details of warrants     |   | Details of convertible securities     |  | Total shares (including underlying shares assuming full conversion of warrants and convertible securities) as a % of diluted share capital |
|--|---|-----------------------|--|-------------------------|---|---------------------------------------|--|--|
|  |   |                       |  | Number of warrants held | As a % total number of warrants of the same class | Number of convertible securities held | % w.r.t total number of convertible securities of the same class |  |
| 1  | GURPREET KAUR SHINH<br>Jt. N.P.S. SHINH<br>PAN :ALQPS2902J                | 1174118               | 5.87   | 0                       | 0.00  | 0                                     | 0.00   | 5.87   |
| 2  | NIHARIKA REALTORS<br>PVT.LTD.<br>PAN: AACDN1800F                          | 990486                | 4.95   | 0                       | 0.00  | 0                                     | 0.00   | 4.95   |
| 3  | A L ANANTHANARAYANAN<br>Jt.PRABHA<br>ANANTHANARAYANAN<br>PAN : ACTPA1672R | 802670                | 4.01   | 0                       | 0.00  | 0                                     | 0.00   | 4.01   |
| 4  | N P S SHINH<br>Jt. GURPREET KAUR SHINH<br>PAN : ADDPS2283D                | 533466                | 2.67   | 0                       | 0.00  | 0                                     | 0.00   | 2.67   |
| 5  | RAMNIKA SINGH<br>PAN : DFGPS0995E   | 507611                | 2.54   | 0                       | 0.00  | 0                                     | 0.00   | 2.54   |
| 6  | NPS SHINH<br>PAN : ADDPS2283D   | 248567                | 1.24   | 0                       | 0.00  | 0                                     | 0.00   | 1.24   |
| <b>TOTAL</b>                             |   | <b>4256918</b>        | <b>21.28</b>   | <b>0</b>                | <b>0.00</b>                                       | <b>0</b>                              | <b>0.00</b>  | <b>21.28</b>   |
| Note : (*) - More than one folio clubbed |   |                       |  |                         |   |                                       |  |  |

CO MANAGEMENT SERVICES PVT. LTD.  
  
 Registrar









